



Jérôme CONTAMINE
Senior Executive Vice President

Warsaw - 15 January 2008



Disclaimer

Veolia Environnement is a corporation listed on the NYSE and Euronext Paris. This document contains "forward-looking statements" within the meaning of the provisions of the U.S. Private Securities Litigation Reform Act of 1995. Such forward-looking statements are not guarantees of future performance. Actual results may differ materially from the forward-looking statements as a result of a number of risks and uncertainties, many of which are outside our control, including but not limited to: the risk of suffering reduced profits or losses as a result of intense competition, the risks associated with conducting business in some countries outside of Western Europe, the United States and Canada, the risk that changes in energy prices and taxes may reduce Veolia Environnement's profits, the risk that we may make investments in projects without being able to obtain the required approvals for the project, the risk that governmental authorities could terminate or modify some of Veolia Environnement's contracts, the risk that our long-term contracts may limit our capacity to quickly and effectively react to general economic changes affecting our performance under those contracts, the risk that Veolia Environnement's compliance with environmental laws may become more costly in the future, the risk that currency exchange rate fluctuations may negatively affect Veolia Environnement's financial results and the price of its shares, the risk that Veolia Environnement may incur environmental liability in connection with its past, present and future operations, as well as the risks described in the documents Veolia Environnement has filed with the U.S. Securities and Exchange Commission. Veolia Environnement does not undertake, nor does it have, any obligation to provide updates or to revise any forward-looking statements. Investors and security holders may obtain a free copy of documents filed by Veolia Environnement with the U.S. Securities and Exchange Commission from Veolia Environnement.

This document contains "non-GAAP financial measures" within the meaning of Regulation G adopted by the U.S. Securities and Exchange Commission under the U.S. Sarbanes-Oxley Act of 2002. These "non-GAAP financial measures" are being communicated and made public in accordance with the exemption provided by Rule 100(c) of Regulation G.



Disclaimer

This document does not constitute an offer of securities in the United States or in any other jurisdiction. Securities may not be offered in the United States without registration under the United States Securities Act of 1933 or an exemption from registration. Veolia Environnement does not intend to register the offering described in this document or to conduct a public offering of securities in the United States.

A French language prospectus relating to the French offering has been approved by the French Autorité des Marchés Financiers under number 07-180. Copies of the French prospectus are available in France from Veolia Environnement or from authorized financial intermediaries. The French prospectus contains a section that describes certain risk factors that investors should take into account before making any investment decision.

The offer and sale of the securities described in this document may be restricted by law or regulation. No offer will be made in any jurisdiction or to any person except under circumstances in which such offer may lawfully be made.

This document contains certain information relating to the valuation of certain of Veolia Environnement's recently announced or completed acquisitions. In some cases, the valuation is expressed as a multiple of EBITDA of the acquired business, based on the financial information provided to Veolia Environnement as part of the acquisition process. Such multiples do not imply any prediction as to the actual levels of EBITDA that the acquired businesses are likely to achieve. Actual EBITDA may be adversely affected by numerous factors, including those described under "Forward-Looking Statements" above.



Veolia Energy: A compelling and consistent business model

- ➔ **Market leader** in Energy Services

- ➔ Committed to **sustainable development** through energy efficiency, renewable energies and greenhouse gas reduction

- ➔ Geographical coherence

- ➔ Complementary services and **strong synergies** with the other divisions

- ➔ **Long-term** and **secured visibility of cash flows**
 - Long-term contracts in Veolia's priority regions for development
 - Customer = 59% municipal/residential; 41% industrial/commercial

- ➔ Continued outlook for **robust organic** growth opportunities and **selected acquisitions**
 - While adhering to criteria of minimum **IRR = WACC + 3%** on contracts and acquisitions
 - **Pre-tax ROCE** of Veolia Energy division = **14.1% in 2006**



Energy Services – A critical component of the environmental services solution

A consistent business model within a comprehensive solution

- ➔ **Long-term partnerships** with municipal and industrial clients
 - Urban heating and cooling network contracts typically 25 to 30 years
 - Thermal and multi-technical installation contracts of up to 16 years
 - Industrial facility management contracts typically 3 to 7 years

- ➔ Underlying responsibility of **operating and maintaining networks or facilities**

- ➔ A complementary business model with the other Veolia businesses



Energy Services – A critical component of the environmental services solution

A consistent business model within a comprehensive solution

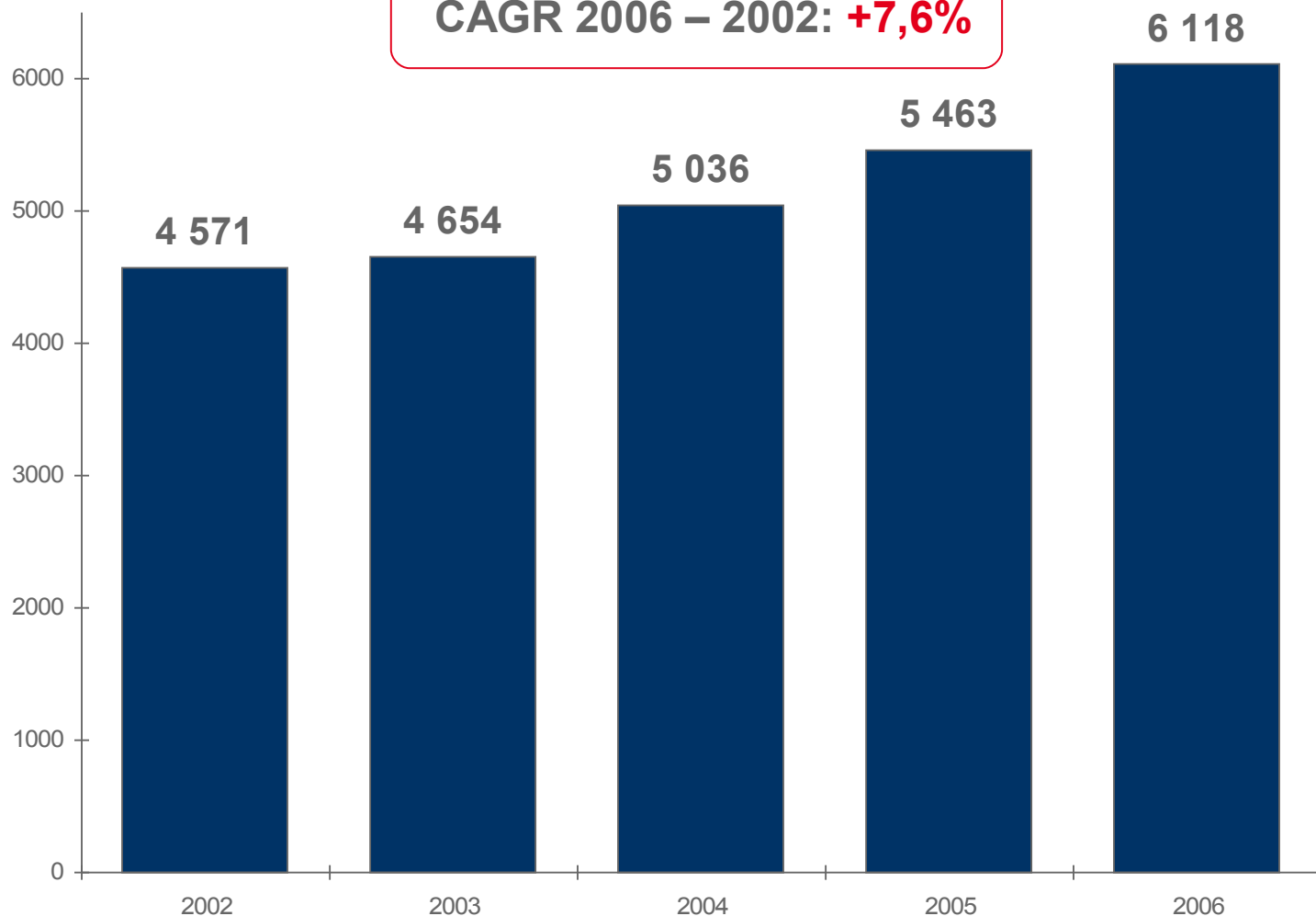
- ➔ Impacted by the same global trends as the other core businesses
 - Increasing **urban development** and **growth of urban populations**
 - Increasing demand for **technical and operational expertise** within the context of **heightened environmental standards** and existing infrastructures less well-equipped to cope with current and future needs
 - Increasing trend toward “**outsourcing**” of municipal services as well as “non-core” activities as part of the industrial process

- ➔ A key contributor to sustainable development
 - Through the use of renewable and alternative energies and the improved efficiency of distribution networks
 - Veolia Energy / Dalkia avoids over 1 million metric tons of CO2 annually
 - Operates approximately 250 combustion installations within the European framework of the Kyoto Protocol



Energy Services – Revenue: 2002 to 2006

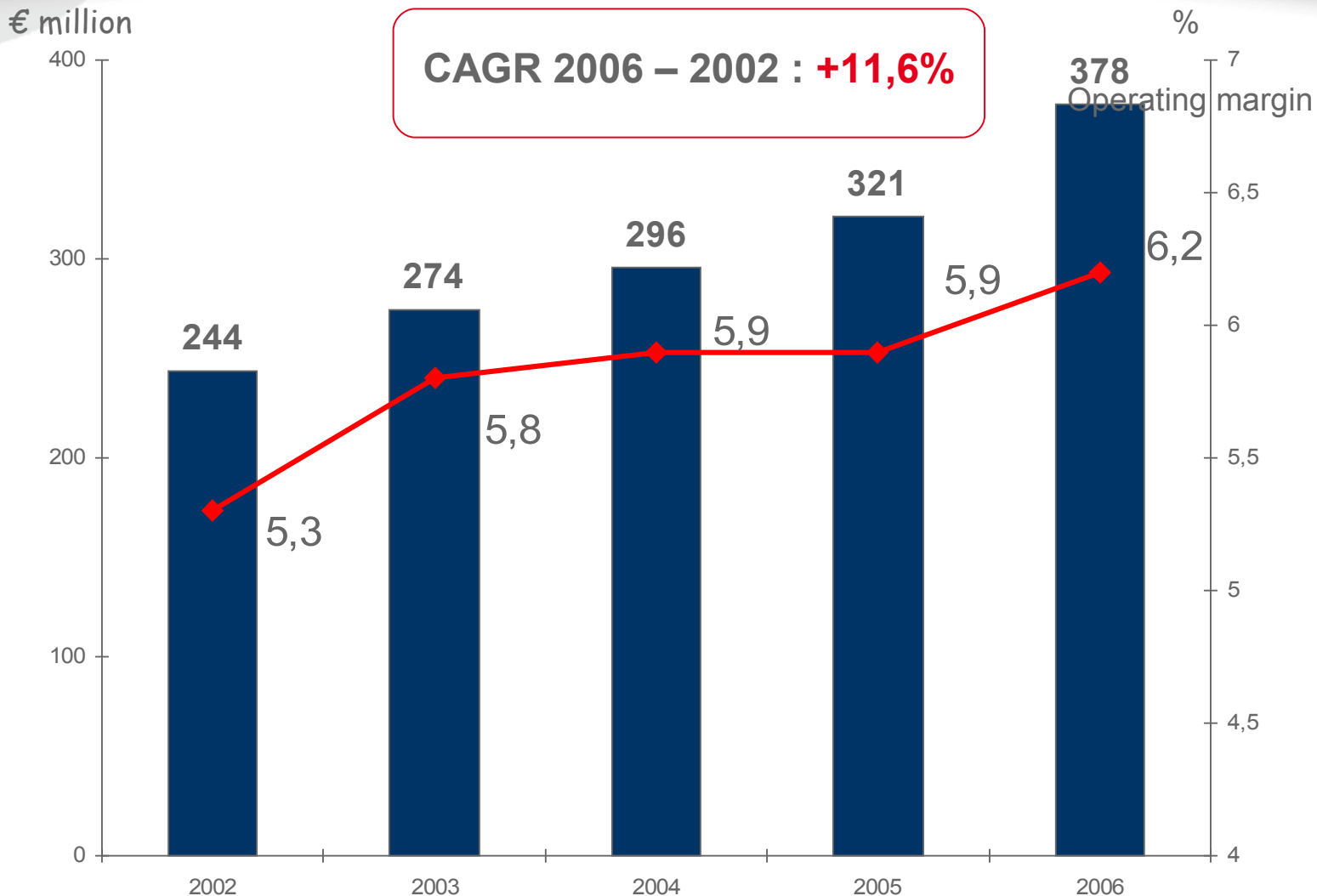
€ million



Unaudited IFRS accounting, restated before 2004



Energy Services - Recurring operating income: 2002 to 2006



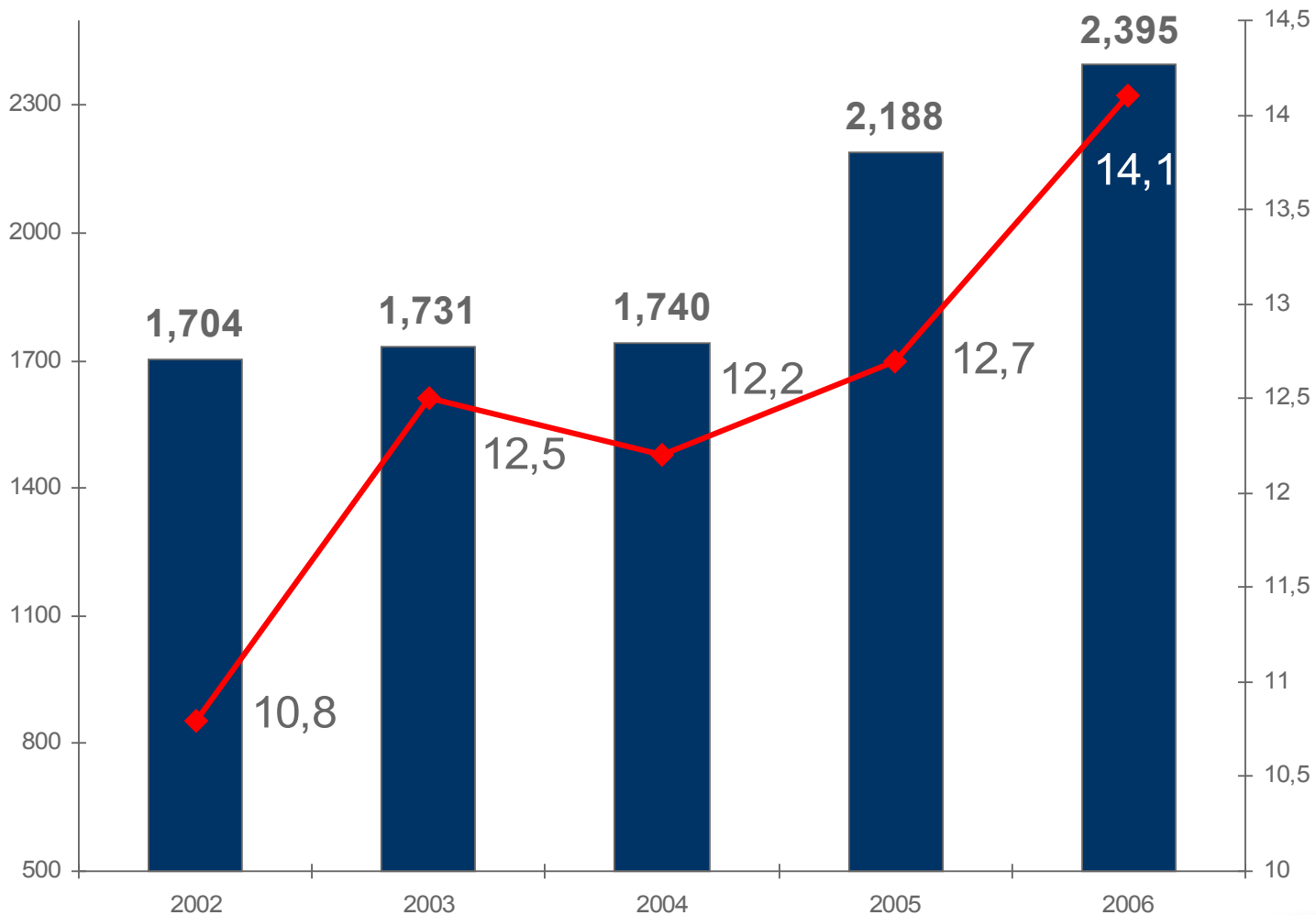
Unaudited IFRS accounting, restated before 2004



Energy Services - Average capital employed: 2002 to 2006

€ million

% ROCE before tax

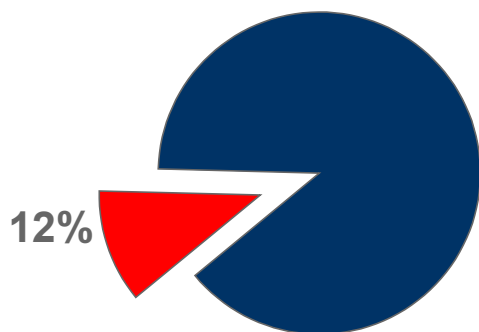


Unaudited IFRS accounting, restated before 2004, excluding financial operating assets

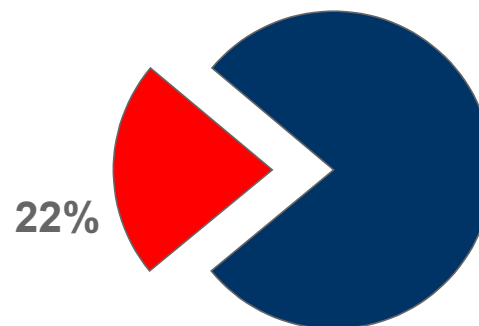


Energy Services – Revenue contribution to Veolia Environnement Group

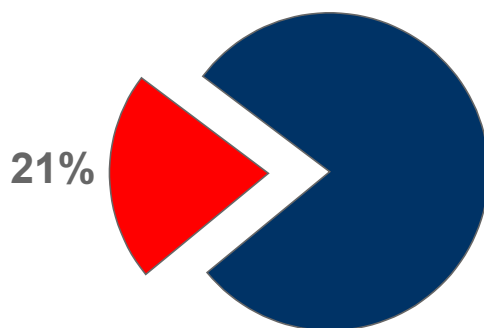
2000 (French GAAP)



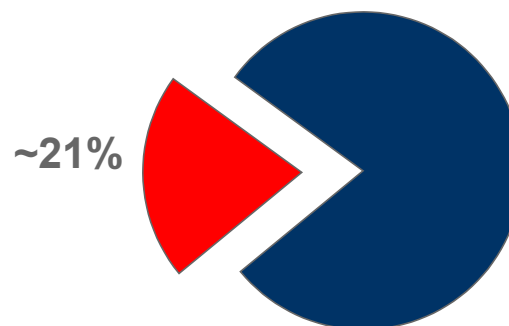
2004 (IFRS)



2006 (IFRS)



2007e (IFRS)



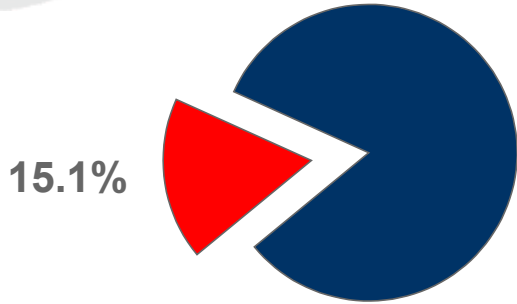
■ = Energy Services



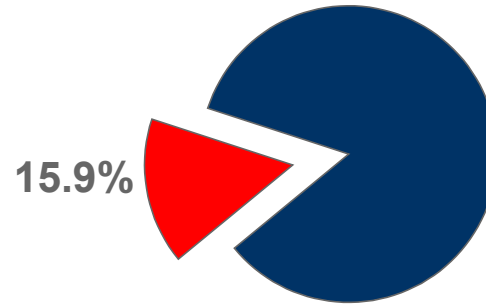
Energy Services – Contribution to Veolia Environnement Group

EBITDA (IFRS)

2004




2006

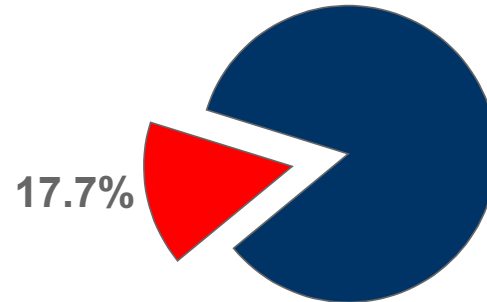


EBIT (IFRS)

2004

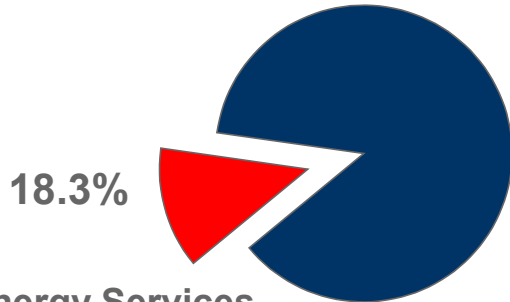


2006

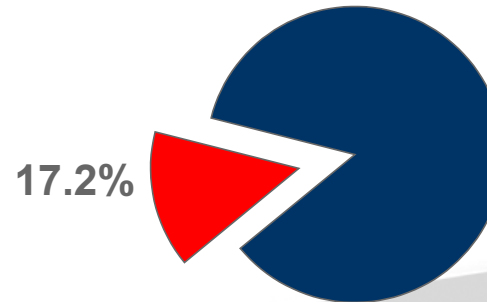


Capital Employed (IFRS)

2004



2006



■ = Energy Services

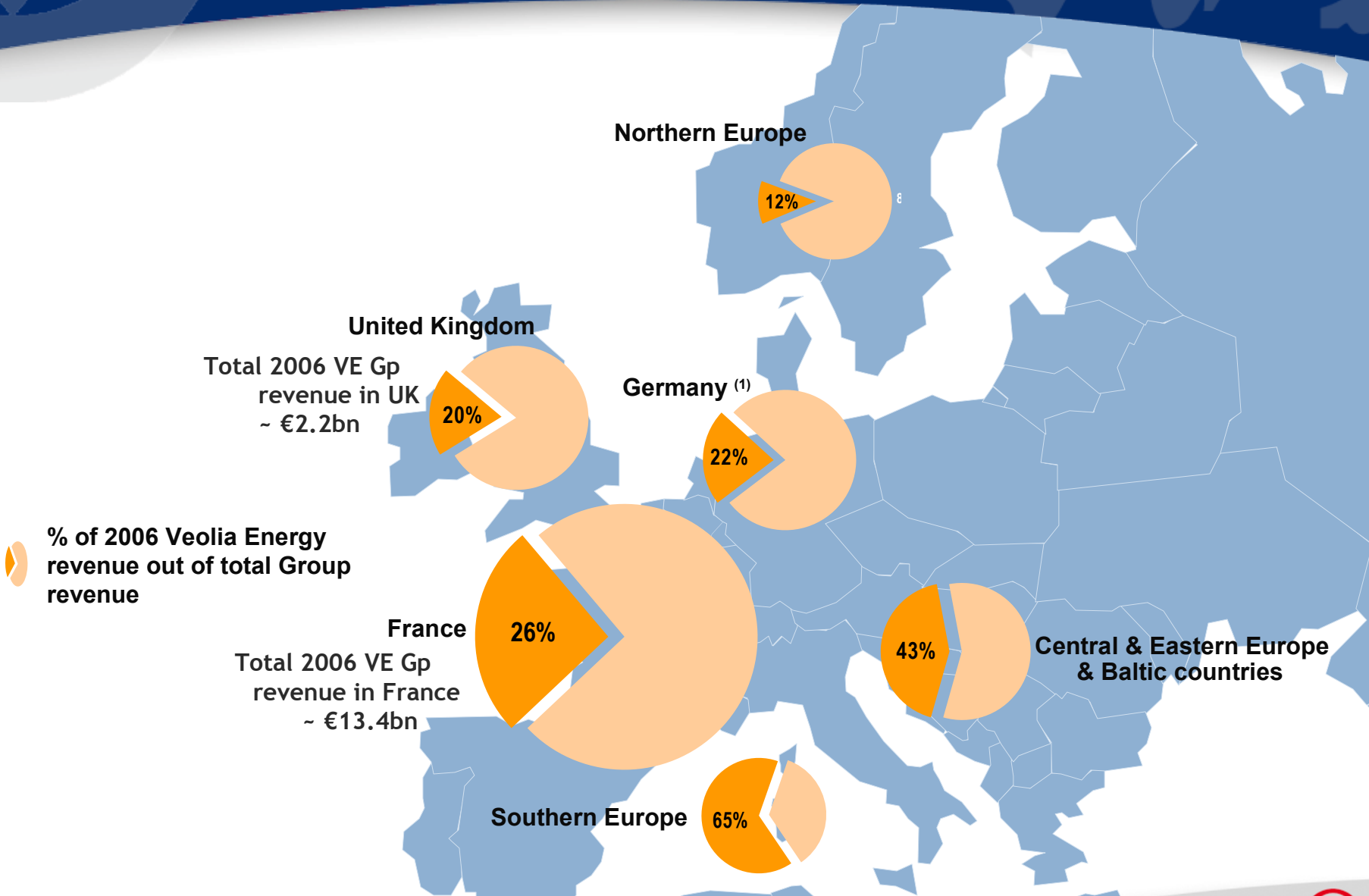


Veolia Environnement in Europe

- Transportation
- ◆ Energy
- ▲ Waste Management
- Water



Veolia Environnement in Europe



(1) Veolia Energy in Germany, incl. Energy activity from BV-AG



Veolia Environnement in North America

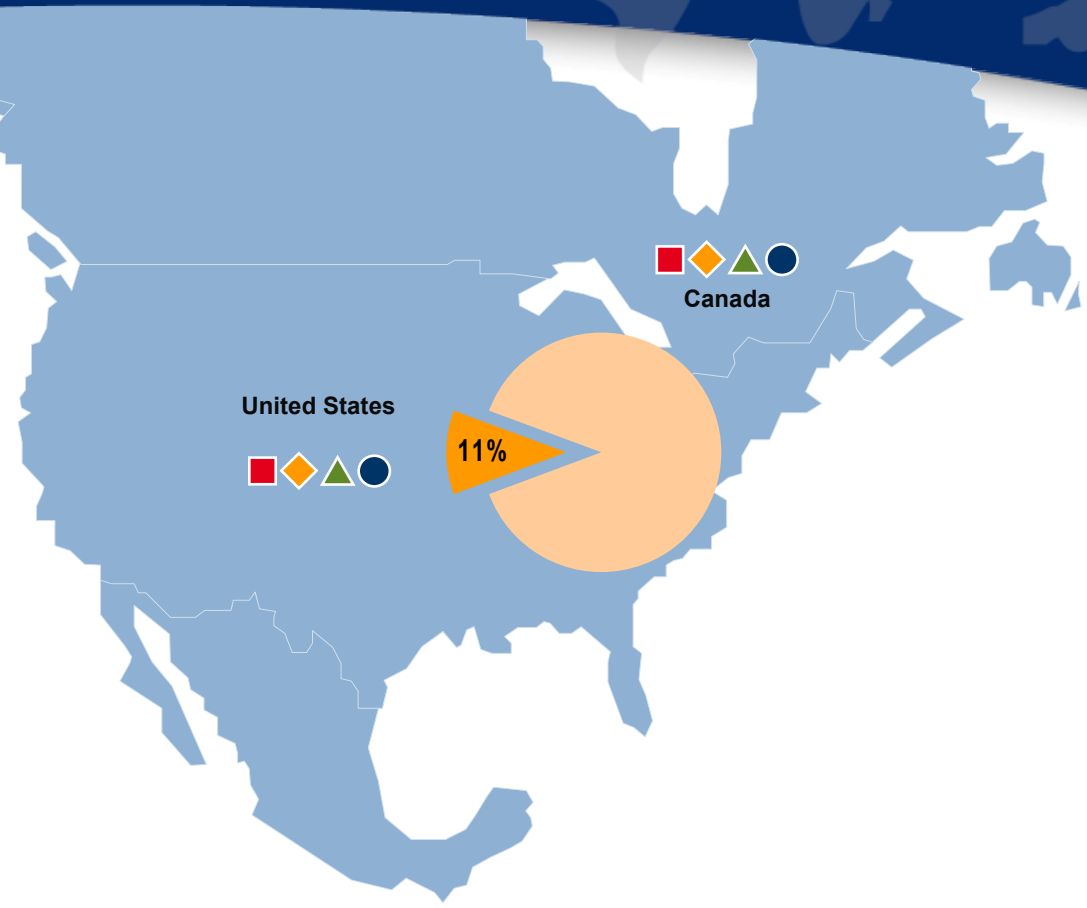
■ Transportation

◆ Energy

▲ Waste Management

● Water

◌ % of 2007 estimated proforma Veolia Energy revenue (incl. TNAI for full year) out of total Group revenue



Veolia Environnement in Asia & Oceania



Clear synergies with the other divisions in combating environmental issues

- ➔ Energy and Water – Energy consumption and management is a critical component of every water contract.
 - Example: EUR 3.6 million in annual revenue contract over 30 years to operate the cogeneration plant supplying electricity and thermal energy to the Ashkelon seawater plant operated by Veolia Water
 - Example: Key operational contracts in the city of Braunschweig (Brunswick), Germany, to manage the distribution of water, wastewater, heating, electricity and gas networks

- ➔ Energy and Waste – Veolia is the global leader in waste-to-energy treatment, operating 72 waste-to-energy recovery and incineration plants globally. The company is also a leader in “bio-energies” (biomass, biogas and biofuels offerings) operating 100 thermal power plants fired by biomass.
 - Example: In R&D, Veolia Energy and Veolia Environmental Services have pooled resources to form a combined research center headquartered in Limay, France and with centers in Australia, the UK and the US, dedicated to energy optimization and research into waste treatment and materials recovery.
 - Example: Installation and operation of a biomass plant in the capital city of Vilnius, Lithuania
 - Example: Development of clean development mechanism (CDM) registered projects

Veolia Energy: a strong presence in industrial multi-services contracts



A similar business model

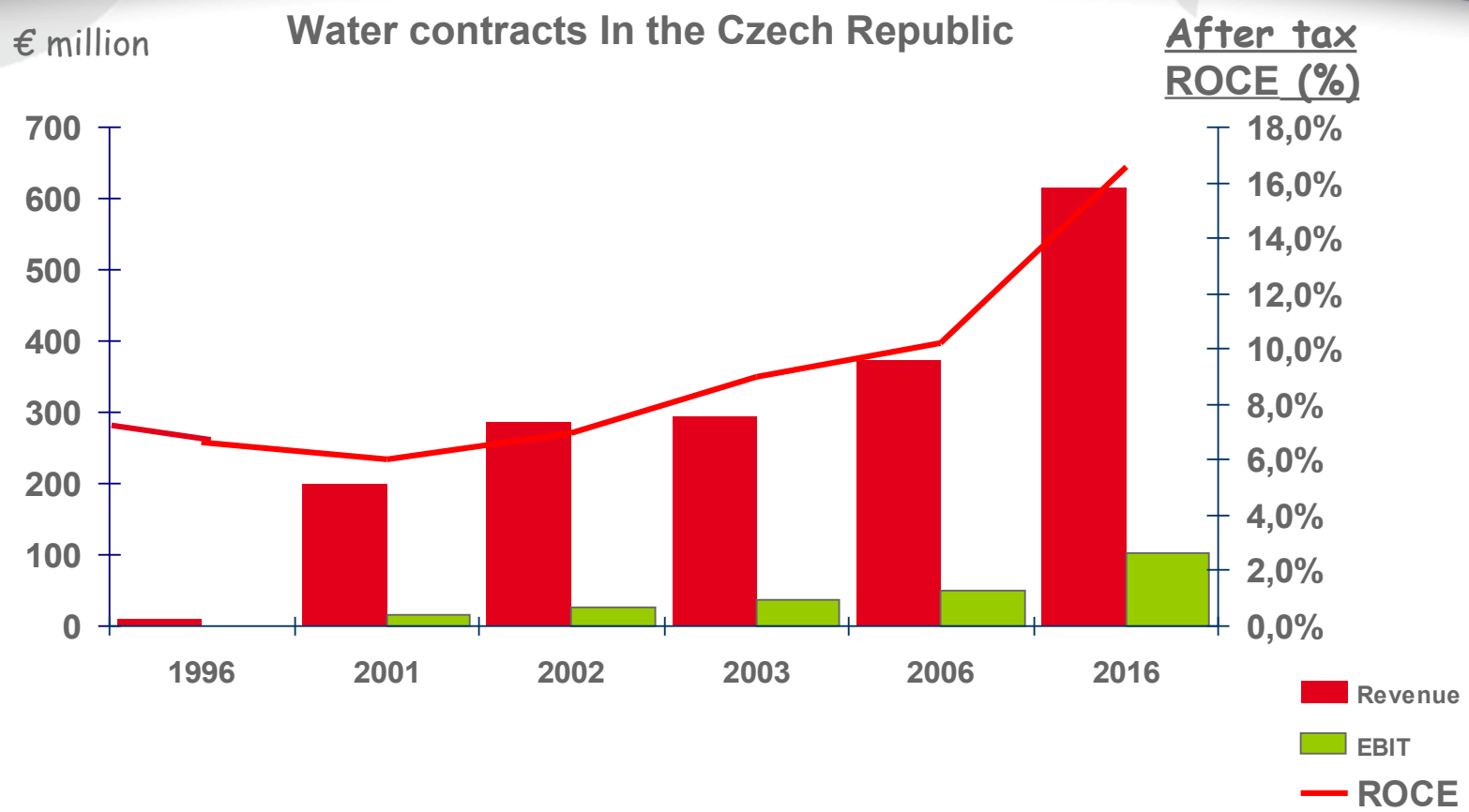
Investment translating to long-term attractive return

- ➔ Water : a central Europe example
- ➔ Waste management : a US example
- ➔ Energy Services: the polish example



A consistent business model

Investment producing improved efficiencies while supporting rapid development in outsourcing



- ➔ Model of a group of operating contracts with limited investment (initial entry + other contractual investments)
- ➔ Customer payments based on an adjusted cost + fee basis (adjusted for increases in inflation with the ability to retain productivity gains)



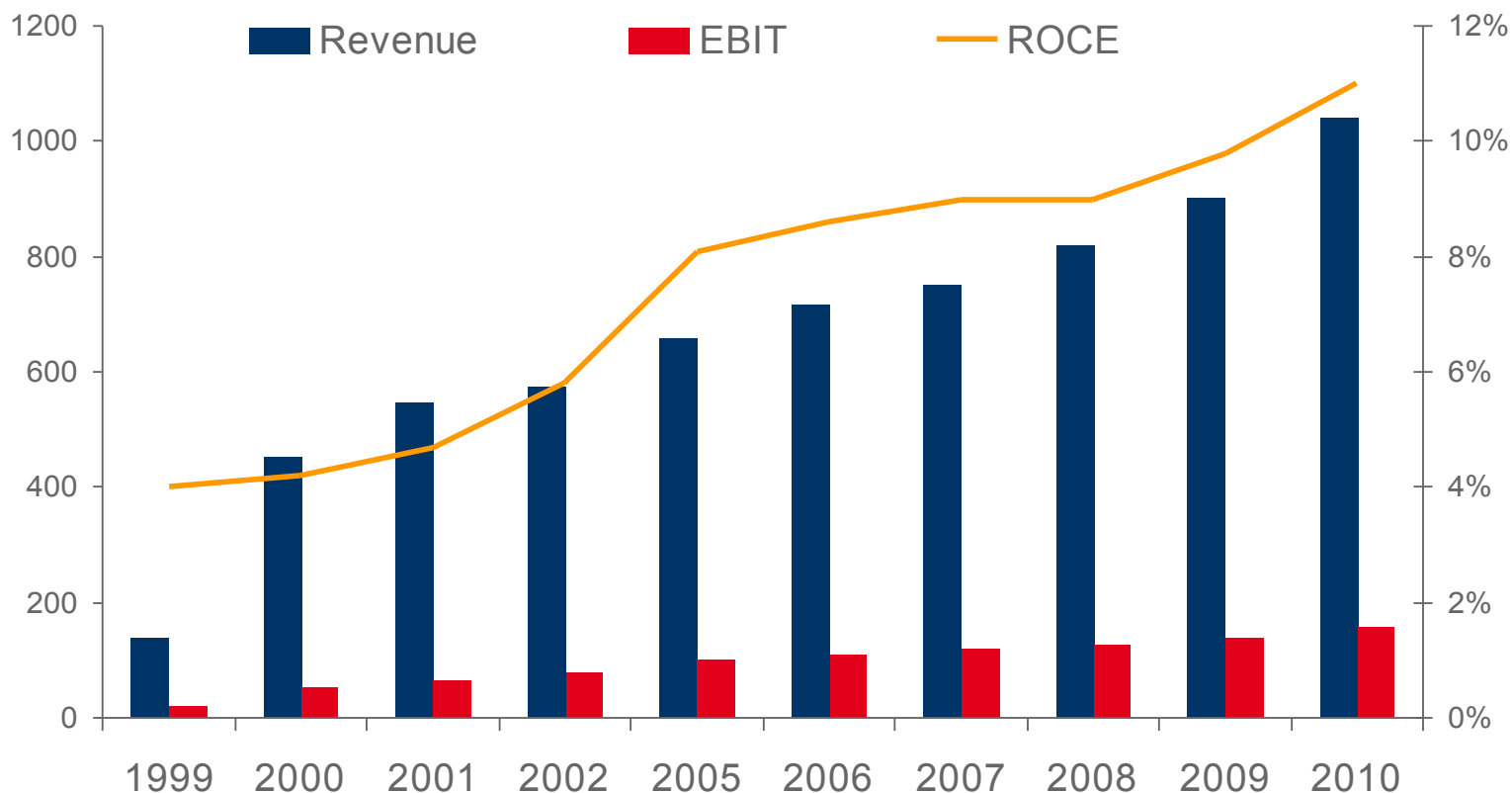
A consistent business model

Investment translating to long-term attractive returns

Superior Services (USA) waste management contract

ROCE before taxes %

€ million

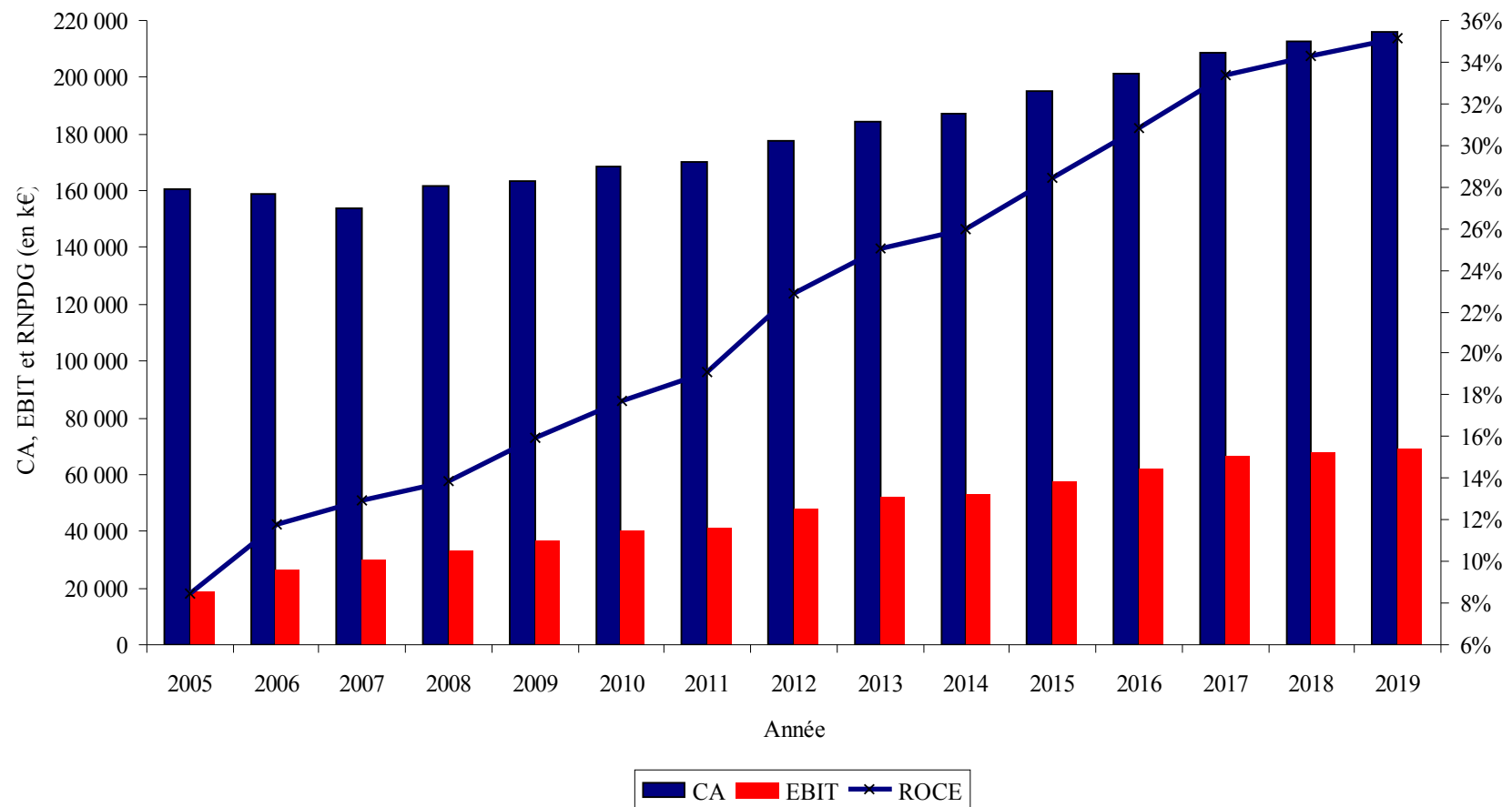


A consistent business model

Investment in the network translating to higher efficiency and returns

Lodz heating distribution network

After tax
% Roce



Veolia Energy: key figures

In €m	2006	Trend 2013 (e)
Revenue	€6,118m	~x2 vs 2006
Recurring operating income	€378m	-
Operating margin	6.2%	-
Capex	€517m	Cumulative 2008-2013 ~€6 to 7mds
Average capital employed	€2,4 mds	-
ROCE before tax	14.1%	~12/14%

(1) TNAI included

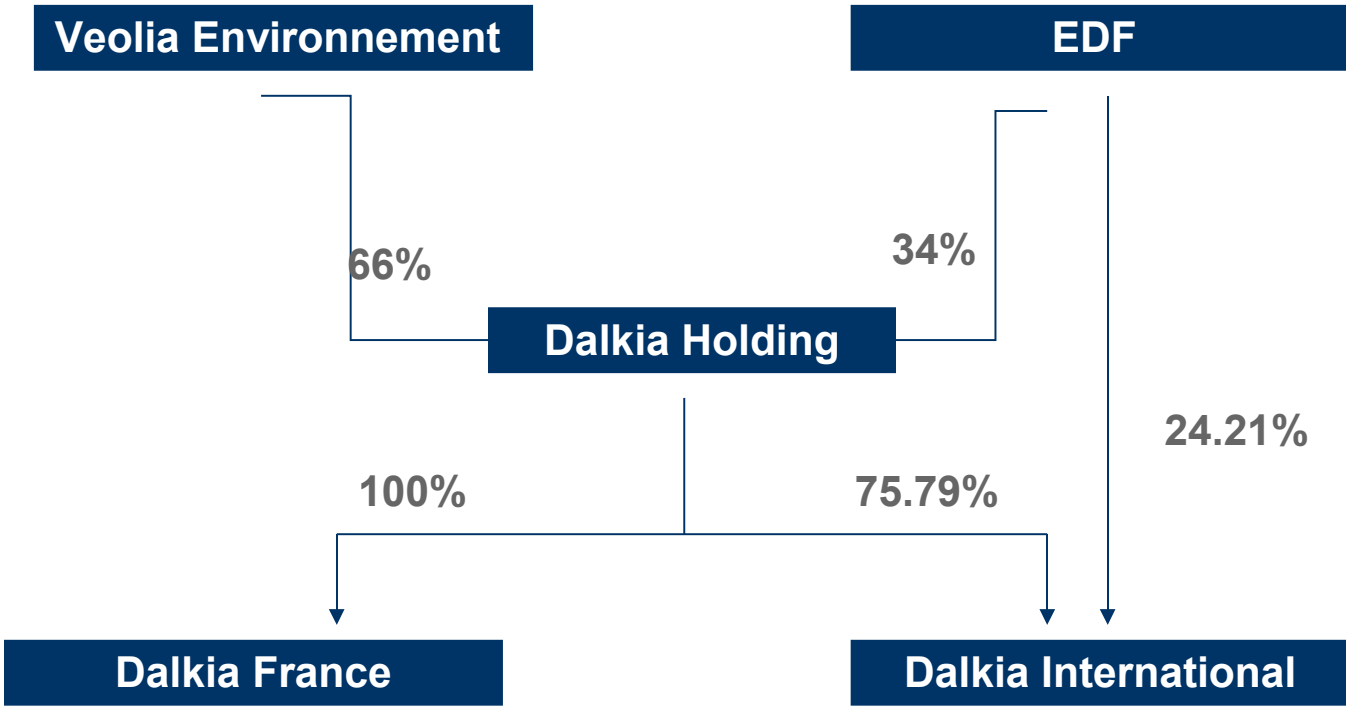




Appendix



Partnership between Veolia Environnement and EDF



Investor Relations contact information

➔ **Nathalie Pinon**, Head of Investor Relations
and Financial Communication

38 Avenue Kléber – 75116 Paris - France

Telephone +33 1 71 75 01 67

Fax +33 1 71 75 10 12

e-mail nathalie.pinon@veolia.com

➔ **Brian Sullivan**, Vice President, US Investor Relations

700 E. Butterfield Road -Suite 201

Lombard, IL 60148 - USA

Telephone +1 (630) 371 2749

Fax +1 (630) 282 0423

e-mail brian.sullivan@veoliaes.com

Web site

<http://www.veolia-finance.com>

